Wooden Boxes

By Gary W. Green | www.garygreenfurniture.com



Painted slide box – 10" l x 5 1/4" w x 3 5/8" d

Slide box – 9 1/8" l x 6 1/4" w x 4 5/8" d



Trinket box – 7" l x 5" w x 3" d

Tiger maple slide box – 10 3/8" l x 5 5/8" w x 3 1/4" d

Trinket box – 5 1/2" l x 4" w x 3 3/4" d

Painted candle box – 14" l x 8" w x 4 1/2" d – Paint by Robert E. Enders

Cherry candle box – 12"l x 6"w x 6"d

Vermont style chest-tiger maple with pine drawers. 18 5/8" w x 17 1/2" h x 10 1/4" deep

A humble William & Mary chest-tiger maple with pine. Reproduced from an unknown photo. 12 1/8" w x 17 1/2" h x 10" deep

Painted pine keepsake box with interior till. Paint by Donna Barnes. 15" w x 8 1/2" h x 8 5/8" deep

Painted pine chest. Original in a museum in Wake Forest, N.C. Paint by Donna Barnes. 17 1/2" w x 11 1/8" h x 10" deep

"The Pope Chest"–Made primarily of 1/4 sawn oak.

Original Pope Chest is at Peabody Essex Museum. 18" w x 16 3/4" h x 10 1/4" deep

Spice box made of walnut, red cedar and ash. 17" w x 19 1/2" h x 12 1/2" deep

Chester County Spice Box. 17 1/4" w x 19 1/2" h x 10 3/8" deep

Designed from a photo in Maine Antique Digest

Anniversary Box-made of walnut. Reproduced from a book on Pennsylvania furniture. 21 1/2" w x 14 1/2" h x 13 1/2" deep

Child size blanket chest. Made of birds eye maple. A copy of an Eldred Wheeler design. 17" w x 14 1/2" h x 12 1/4" deep

Painted pine & maple. Originally seen at New Hampshire antique show. Paint by Donna Barnes. 17 7/8" w x 11 1/2" h x 18" deep

Keepsake box made of Walnut. Reproduced from Maine Antique Digest.
19 3/4″ w x 12 3/4″ h x 9 5/8″ deep

Spice Chest made of tiger maple. Reproduced from the Lee Ellen Griffith Book. 16 1/4" w x 24" h x 11 1/2" deep

AGG
2013

TRADE MARK
Jorgensen
3/0
TRADE MARK
Jorgensen
3/0

The Craftsman

When I was a young boy, some of my favorite times were working with my grandfather in his shop. The things we made were not masterpieces but I loved them. All were made of wood –wood that was shaped with sharp tools, wood that had a wonderful smell and feel. And there was a completed product about which I could say, "I made that."

Summers, during high school and college I worked in a wooden-box factory and in a paper-mill wood yard. My interest in wood and my love of this material grew. As an undergraduate, I studied architecture. My master's thesis focused on the changing techniques of wood frame construction as influenced by increased demand and better materials.

In the early '90's I was able to follow my dream. I enrolled in the North Bennet Street School in Boston for a two year education in furniture making. I enjoyed every minute of those two years.

In the years since I graduated from the North Bennet Street School in 1996, I have completed nearly 200 pieces of furniture. Each piece is a unique adventure for me.

When I complete a piece, there is still the child-like sense of pride and satisfaction that I get when I stand back and say, "I built that".

www.garygreenfurniture.com | aggreen1@comcast.net



Book design and photography:
Daryl A. McCool
www.damcool.com